



2014 1H Earnings Release

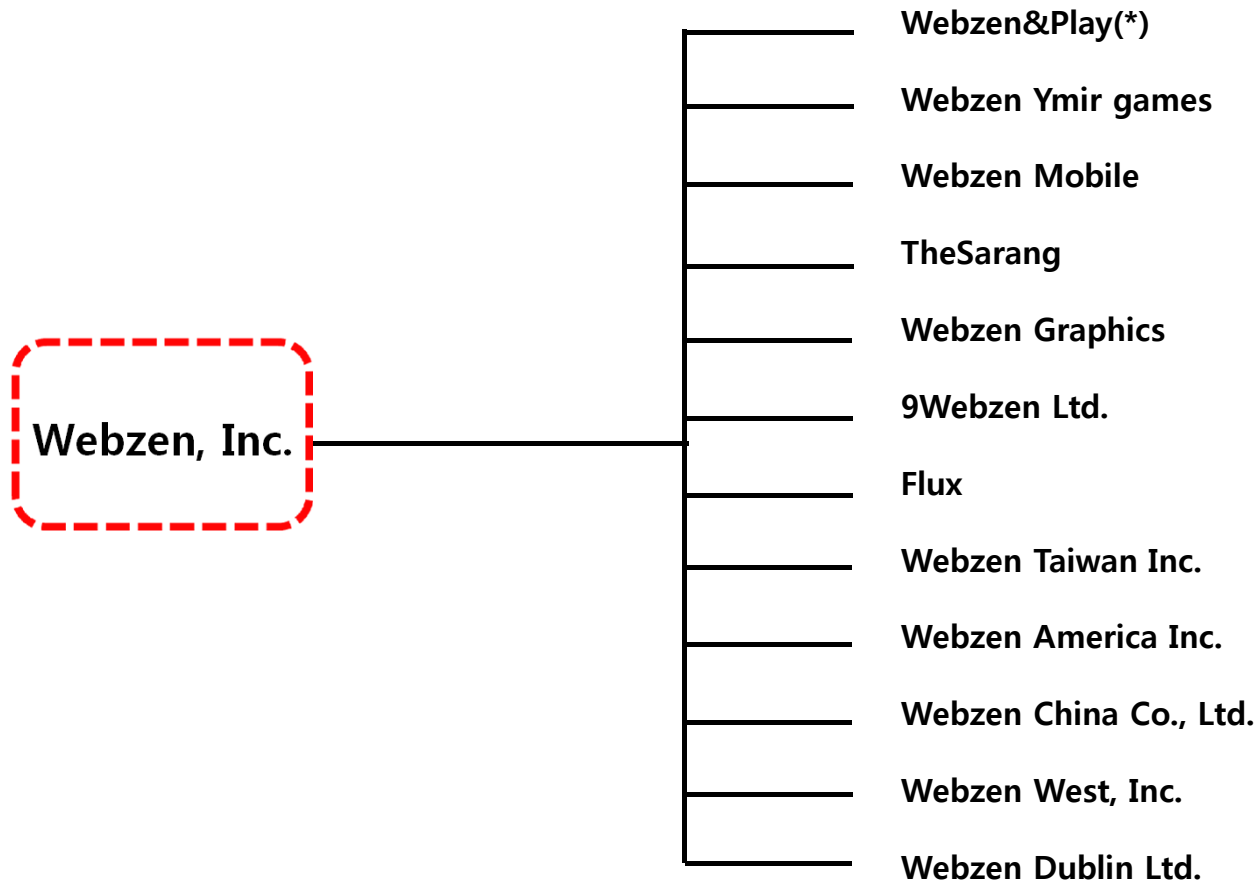


2014.08.14

Webzen

Consolidated corporations

K-IFRS introduced since 1Q11, the followings are the subsidiaries of Webzen



(*) Webzen&Play, Inc. which was established in February 2014 is a subsidiary wholly owned by webzen,Inc.

Summary of financial Results

A Global Contents Company loved by customers



[Consolidated]

(Unit : KRW million)

	1H2014	1H2013	%
Revenue	30,675	34,317	-11%
Revenues on Online-game Service	30,654	34,298	-11%
Other revenues	20	20	5%
Total Operating Expenses(*)	31,476	34,754	-9%
Operating Profit (Loss)	(801)	(437)	continuance of deficit
Profit (Loss) before tax	(1,607)	1,736	turned to deficit
Profit (Loss)	(2,732)	161	turned to deficit
Total Comprehensive Income	(2,855)	(188)	continuance of deficit
Owners of parent company	(2,834)	(180)	continuance of deficit
Non-controlling interests	(21)	(8)	continuance of deficit

Summary of financial Results

A Global Contents Company loved by customers



[Parent]

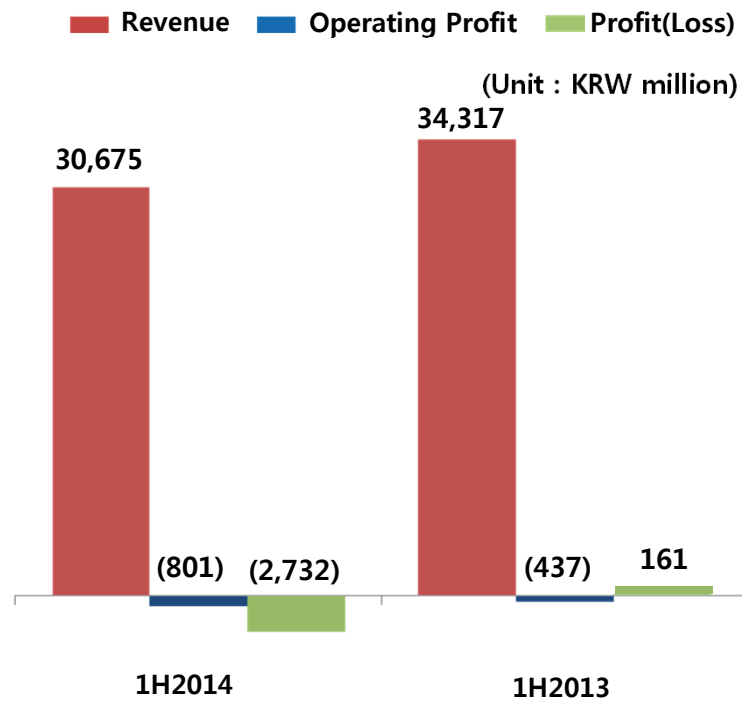
(Unit : KRW million)

	1H2014	1H2013	%
Revenue	20,112	19,795	2%
Revenues on Online-game Service	19,494	19,468	0%
Other revenues	618	327	89%
Total Operating Expenses	18,729	19,786	-5%
Operating Profit (Loss)	1,383	9	15,526%
Profit (Loss) before tax	1,723	9,786	-82%
Profit (Loss)	832	9,130	-91%
Other Comprehensive Income	429	(172)	Turn around
Total Comprehensive Income	1,261	8,958	-86%

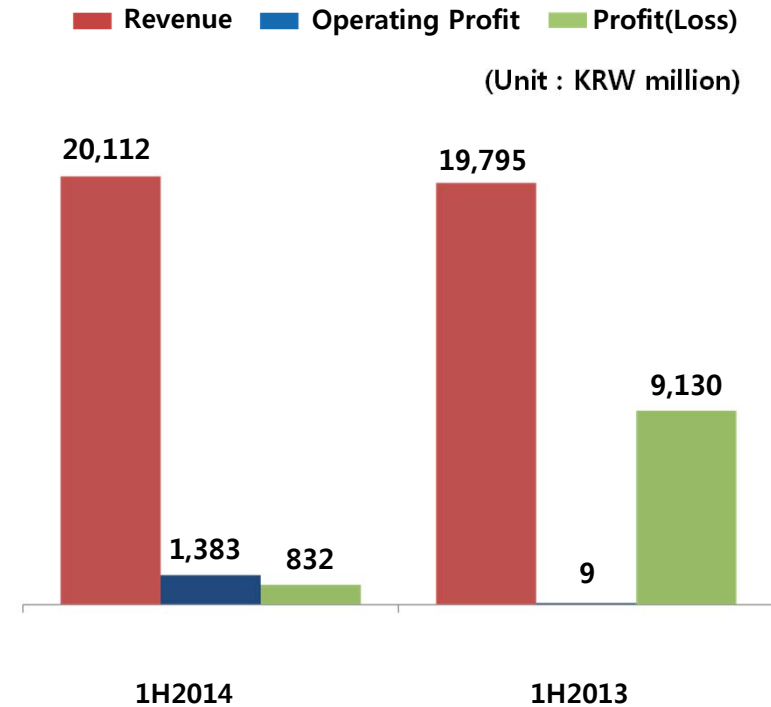
Results analysis (1H)

- ▷ Revenue : YoY ↓ 11% based on consolidated, YoY ↑ 2% based on parent
- ▷ Operating Profit : YoY continuance of deficit based on consolidated , YoY ↑ 15,526% based on parent
- ▷ Profit (Loss) : YoY turned to deficit based on consolidated, YoY ↓ 91% based on parent

YoY(Consolidated)



YoY(Parent)



Sales breakdown (by products)

- ▷ MU 7.1bil (YoY ↑ 5%) , SUN 1.0bil (YoY ↓ 19%)
- ▷ R2 4.4bil (YoY ↓ 3%) , Metin2 4.7bil (YoY ↓ 23%)
- ▷ C9 4.9bil (YoY ↓ 14%) , gPotato 6.0bil (YoY ↓ 22%)

Sales breakdown (by products)

■ MU ■ R2 ■ Metin2 ■ gPotato
■ SUN ■ C9 ■ Others



(Unit : KRW million)

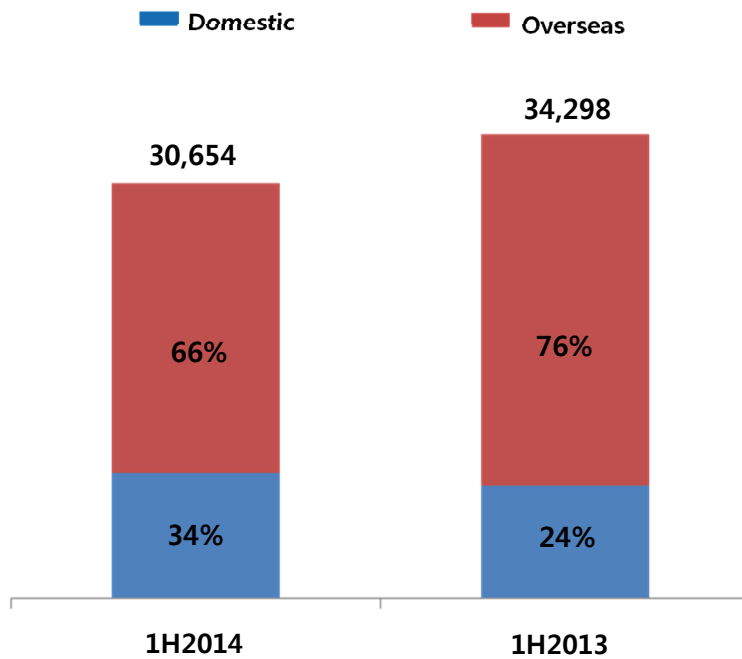
	1H2014	1H2013
Total	30,654	34,298
MU	7,198	6,872
SUN	1,074	1,328
R2	4,425	4,579
C9	4,907	5,722
Archlord2	268	-
Others	1,664	1,501
Metin1	299	342
Metin2	4,734	6,115
gPotato(*)	6,085	7,839

*G-Potato Game Portal(Game service platform operated by Webzen Dublin) was integrated with webzen game portal(Webzen.com) in May 2014.

Sales breakdown (by markets)

- ▶ Domestic Sales : 10.5bil - YoY ↑ 26 %
- ▶ Overseas Sales : 20.0bil - YoY ↓ 23 %
- ▶ Portion of Domestic : YoY ↑ 10%P

Sales Breakdown (by markets)



(Unit : KRW million)

	1H2014	1H2013
Total	30,654	34,298
Domestic	10,574	8,374
Overseas	20,080	25,924

Summary of F/S(Consolidated)

A Global Contents Company loved by customers



(Unit : KRW million)

	2014.06.30	2013.12.31
Current Assets	36,882	39,043
Non-Current Assets	115,562	118,514
Total Assets	152,443	157,557
Current Liabilities	15,878	16,030
Non-Current Liabilities	9,596	11,812
Total Liabilities	25,474	27,843
Contributed Equity	17,655	17,655
Capital Surplus for Equity	148,291	148,291
Accumulated Other Comprehensive Income for Equity	1,053	1,107
Elements of Other Stockholder's Equity	(40,774)	(40,884)
Retained Earnings	756	3,535
Non-Controlling Interests	(12)	9
Total Equities	126,970	129,714

Summary of F/S(Consolidated)

A Global Contents Company loved by customers



(Unit : KRW million)

구 분	1H2014	1H2013
Revenue	30,675	34,317
Revenues on Online-Game Service	30,654	34,298
Other Revenues	20	20
Total Operating Expenses	31,476	34,754
Operating Profit (Loss)	(801)	(437)
Profit (Loss) Before Tax	(1,607)	1,736
Corporate Tax	1,125	1,576
Profit (Loss)	(2,732)	161
Other Comprehensive Income	(122)	(349)
Total Comprehensive Income	(2,855)	(188)
Owners of parent company	(2,834)	(180)
Non-controlling interests	(21)	(8)

Summary of F/S(Parent)

A Global Contents Company loved by customers



(Unit : KRW million)

	2014.06.30	2013.12.31
Current Assets	18,987	21,876
Non-Current Assets	142,367	138,308
Total Assets	161,354	160,184
Current Liabilities	12,506	10,813
Non-Current Liabilities	6,028	7,922
Total Liabilities	18,534	18,734
Contributed Equity	17,655	17,655
Capital Surplus for Equity	148,291	148,291
Accumulated Other Comprehensive Income for Equity	12	(10)
Elements of Other Stockholder's Equity	(40,774)	(40,884)
Retained Earnings	17,636	16,397
Total Equities	142,820	141,450

Summary of F/S(Parent)

A Global Contents Company loved by customers



(Unit : KRW million)

구 분	1H2014	1H2013
Revenue	20,112	19,795
Revenues on Online-Game Service	19,494	19,468
Other Revenues	618	327
Total Operating Expenses	18,729	19,786
Operating Profit (Loss)	1,383	9
Profit (Loss) Before Tax	1,723	9,786
Corporate Tax	891	656
Profit (Loss)	832	9,130
Other Comprehensive Income	429	(172)
Total Comprehensive Income	1,261	8,958

A vertical red bar on the left side of the slide, with a thin grey shadow to its right.

Thank you